



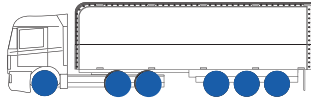
OTANI

RADIAL TIRE CATALOG 2016

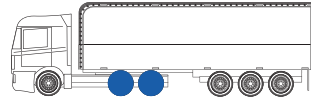


Application Guide

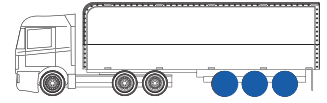
Steer/All Position



Drive



Trailer



Long Haul



OH-102
OH-103
OH-104
OH-108
OH-109

OH-111

Regional



OH-101 OH-105
OH-106 OH-107
OH-110 OH-112
OH-115 OH-133
OH-116 OH-117

OH-301 OH-304
OH-305 OH-306
OH-311 OH-366
OH-368

OH-113

Mixed (on/off)



OH-201 OH-202
OH-203 OH-204
OH-205 OH-206
OH-207 OH-208
OH-209 OH-228
OH-210

OH-303
OH-305

Off Road



OH-401
OH-402

OH-302
OH-312
OH-402





OH-101 OH-102 OH-103 OH-104 OH-105 OH-106 OH-107 OH-108 OH-109 OH-110 OH-111 OH-112 OH-113

Rim Diameter	Size	PR	Pattern	Type	LOAD INDEX SPEED SYMBOL	STANDRD	MAX LOAD Single		MAX LOAD Dual		RELATIVE PRESSURE		Tread Depth (mm)	INFLATED DIMENSION (mm)		
						RIM Width	(kgs)	(lbs)	(kgs)	(lbs)	psi	kPa		SECTION WIDTH	OVERALL DIAMETER	
						(inch)										
16"	7.00R16	12	OH-112	TL	117/116 L	5.50	1285	2810	1250	2700	90	620	13	192	777	
	7.50R16	14	OH-112	TL	122/118 L	6.00	1500	3305	1320	2910	100	690	13	206	808	
			OH-201	TL	122/118 L	6.00	1500	3305	1320	2910	100	690	13	215	809	
	8.25R16	16	OH-112	TL	132/130 L	6.50	2000	4410	1900	4190	116	800	14	225	858	
OH-201			TL	132/130 L	6.50	2000	4410	1900	4190	116	800	14	225	858		
17.5"	9.5R17.5	14	OH-112	TL	129/127 L	6.75	1850	4080	1750	3860	110	760	14	232	842	
			OH-311	TL	129/127 L	6.75	1850	4080	1750	3860	110	760	14	238	844	
	215/75R17.5	12	OH-109	TL	126/124 M	6.00	1700	3740	1600	3520	102	700	10	210	768	
			OH-112	TL	126/124 M	6.00	1700	3740	1600	3520	102	700	14	210	768	
			OH-115	TL	126/124 M	6.00	1700	3740	1600	3520	102	700	12	210	769	
			OH-207	TL	126/124 M	6.00	1700	3740	1600	3520	102	700	13	210	769	
			14	OH-311	TL	128/126 M	6.00	1800	3970	1700	3740	110	760	13	210	771
				OH-109	TL	135/133 K	6.00	2180	4805	2060	4540	125	860	10	210	768
	16	OH-112	TL	135/133 K	6.00	2180	4805	2060	4540	125	860	14	210	768		
		225/80R17.5	14	OH-112	TL	123/122 L	6.00	1550	3415	1500	3305	102	700	13	224	810
	235/75R17.5	14	OH-115	TL	132/130 M	6.75	2000	4410	1900	4190	112	775	13	235	800	
			OH-311	TL	132/130 M	6.75	2000	4410	1900	4190	112	775	13	235	800	
19.5"	265/70R19.5	18	OH-204	TL	143/141 J	7.50	2725	6010	2575	5680	125	860	14	258	870	
	385/55R19.5	18	OH-111	TL	156 J	12.50	4000	8820	-	-	125	860	14	386	917	
20"	7.50R20	14	OH-211	TT	122/118 L	6.00	1900	4190	1800	3970	120	830	12	215	934	
	9.00R20	14	OH-101	TT	140/137 L	7.00	2500	5510	2300	5070	105	725	15	256	1022	
	10.00R20	16	OH-101	TT	147/143 L	7.50	3075	6780	2725	6005	116	800	16	276	1058	
			OH-107	TT	147/143 L	7.50	3075	6780	2725	6005	116	800	15	275	1053	
			OH-201	TT	147/143 L	7.50	3075	6780	2725	6005	116	800	18	276	1058	
			OH-228	TT	147/143 L	7.50	3075	6780	2725	6005	116	800	17	279	1058	
			OH-301	TT	147/143 L	7.50	3075	6780	2725	6005	116	800	18	277	1060	
OH-303	TT	147/143 L	7.50	3075	6780	2725	6005	116	800	18	274	1058				





OH-115 OH-116 OH-117 OH-133 OH-201 OH-202 OH-203 OH-204 OH-205 OH-206 OH-207 OH-208 OH-209 OH-210 OH-228

NEW

NEW

NEW

Rim Diameter	Size	PR	Pattern	Type	LOAD INDEX SPEED SYMBOL	STANDRD	MAX LOAD Single		MAX LOAD Dual		RELATIVE PRESSURE		Tread	INFLATED DIMENSION (mm)	
						RIM Width	(kgs)	(lbs)	(kgs)	(lbs)	psi	kPa	Depth	SECTION WIDTH	OVERALL DIAMETER
						(inch)						(mm)			
20"	11.00R20	16	OH-101	TT	150/146 K	8.00	3350	7390	3000	6610	120	830	16	295	1089
			OH-106	TT	150/146 K	8.00	3350	7390	3000	6610	120	830	14	285	1083
			NEW OH-117	TT	150/146 K	8.00	3350	7390	3000	6610	120	830	15.5	290	1079
			OH-201	TT	150/146 K	8.00	3350	7390	3000	6610	120	830	16	295	1089
			OH-208	TT	150/146 K	8.00	3350	7390	3000	6610	120	830	16	290	1087
			OH-301	TT	150/146 K	8.00	3350	7390	3000	6610	120	830	19	288	1093
			OH-303	TT	150/146 K	8.00	3350	7390	3000	6610	120	830	20	283	1096
	12.00R20	18	OH-201	TT	154/150 K	8.50	3750	8270	3350	7390	125	860	17	310	1124
			OH-305	TT	154/150 K	8.50	3750	8270	3350	7390	125	860	18	310	1128
22.5"	11R22.5	16	OH-101	TL	148/145 M	8.25	3150	6940	2900	6395	125	860	17	280	1055
			OH-103	TL	148/145 M	8.25	3150	6940	2900	6395	125	860	10	280	1040
			OH-104	TL	148/145 M	8.25	3150	6940	2900	6395	125	860	14	280	1050
			OH-107	TL	148/145 M	8.25	3150	6940	2900	6395	125	860	15	280	1055
			OH-113	TL	148/145 M	8.25	3150	6940	2900	6395	125	860	15	277	1053
			OH-201	TL	148/145 L	8.25	3150	6940	2900	6395	125	860	16	280	1055
			OH-205	TL	148/145 L	8.25	3150	6940	2900	6395	125	860	16	280	1051
			OH-301	TL	148/145 M	8.25	3150	6940	2900	6395	125	860	19	280	1061
			OH-302	TL	148/145 F	8.25	3150	6940	2900	6395	125	860	23	280	1067
			OH-303	TL	148/145 L	8.25	3150	6940	2900	6395	125	860	18	280	1058
	12R22.5	16	OH-101	TL	152/148 M	9.00	3550	7830	3150	6940	125	860	16	306	1090
			OH-107	TL	152/148 M	9.00	3550	7830	3150	6940	125	860	16	300	1088
			OH-301	TL	152/148 M	9.00	3550	7830	3150	6940	125	860	22	309	1100
	NEW 13R22.5	18	OH-210	TL	156/150 K	9.75	4000	8820	3350	7390	125	860	18.5	260	1120
			OH-403	TL	156/150 G	9.75	4000	8820	3350	7390	125	860	25.5	260	1140
	275/70R22.5	16	OH-107	TL	148/145 M	8.25	3150	6940	2900	6395	130	900	15	276	963
	275/80R22.5	16	OH-101	TL	149/146 M	8.25	3250	7160	3000	6610	125	860	16	271	1021
OH-302			TL	149/146 G	8.25	3250	7160	3000	6610	125	860	20	271	1029	





OH-301 OH-302 OH-303 OH-304 OH-305 OH-306 OH-311 OH-312 OH-366 OH-368 OH-401 OH-402 OH-403



Rim Diameter	Size	PR	Pattern	Type	LOAD INDEX SPEED SYMBOL	STANDRD	MAX LOAD Single		MAX LOAD Dual		RELATIVE PRESSURE		Tread	INFLATED DIMENSION (mm)	
						RIM Width	(kgs)	(lbs)	(kgs)	(lbs)	psi	kPa	Depth	SECTION WIDTH	OVERALL DIAMETER
						(inch)						(mm)			
22.5"	295/75R22.5	14	OH-105	TL	144/141 L	9.00	2800	6175	2575	5675	110	760	16	286	1026
	295/75R22.5	16	OH-104	TL	148/145 L	9.00	3150	6940	2900	6395	125	860	14	286	1024
	295/80R22.5	16	OH-101	TL	152/148 M	9.00	3550	7830	3150	6940	125	860	17	300	1055
			OH-107	TL	152/148 M	9.00	3550	7830	3150	6940	125	860	15	300	1050
			OH-116	TL	152/148 M	9.00	3550	7830	3150	6940	125	860	14	300	1052
			OH-133	TL	152/148 M	9.00	3550	7830	3150	6940	125	860	17	300	1055
			OH-201	TL	152/148 M	9.00	3550	7830	3150	6940	125	860	17	300	1052
			OH-206	TL	152/148 L	9.00	3550	7830	3150	6940	125	860	17	300	1055
			OH-301	TL	152/148 M	9.00	3550	7830	3150	6940	125	860	22	300	1066
			OH-302	TL	152/148 F	9.00	3550	7830	3150	6940	125	860	23	300	1066
			OH-312	TL	152/148 K	9.00	3550	7830	3150	6940	125	860	21	300	1064
			OH-366	TL	152/148 M	9.00	3550	7830	3150	6940	125	860	22	300	1066
	OH-368	TL	152/148 M	9.00	3550	7830	3150	6940	125	860	20	300	1058		
	315/70R22.5	16	OH-110	TL	154/150 L	9.00	3750	8270	3350	7390	130	900	15	314	1015
			OH-301	TL	154/150 L	9.00	3750	8270	3350	7390	130	900	22	314	1015
	315/80R22.5	20	OH-101	TL	156/150 L	9.00	4000	8820	3350	7390	125	860	17	314	1086
			OH-107	TL	156/150 L	9.00	4000	8820	3350	7390	125	860	15	314	1086
			OH-201	TL	156/150 L	9.00	4000	8820	3350	7390	125	860	15	314	1084
			OH-209	TL	156/150 L	9.00	4000	8820	3350	7390	125	860	15	314	1084
			OH-301	TL	156/150 L	9.00	4000	8820	3350	7390	125	860	22	314	1095
OH-312			TL	156/150 K	9.00	4000	8820	3350	7390	125	860	22	314	1095	
385/55R22.5	20	OH-108	TL	160 K	12.25	4500	9920	-	-	130	900	13	380	995	
		OH-102	TL	160 K	11.75	4500	9920	-	-	130	900	15	380	1074	
		OH-203	TL	160 K	11.75	4500	9920	-	-	130	900	16	380	1074	
		OH-306	TL	165 K	13.00	5150	11400	-	-	120	830	18	426	1130	
24"	12.00R24	20	OH-202	TL	160/156 K	8.50	4500	9920	4000	8820	125	860	14	310	1214
	325/95R24	22	OH-201	TL	162/156 K	8.50	4750	10500	4500	9920	125	860	19	305	1229
			OH-401	TL	162/160 B	8.50	4750	10500	4500	9920	125	860	28	305	1235





OTANI RADIAL CO., LTD.

96 Mu 3 Rimklongbanrai Road, Bangkaew,
Nakornchaisri, Nakhonpathom 73120, Thailand

Tel : +66 3422 2744 Fax : +66 3432 1598

www.otanitire.com